

Economic activity in the manufacturing sector grew in June, with the overall economy notching a 13th consecutive month of growth, say the nation's supply executives in the latest Manufacturing ISM® *Report On Business*®.

The June Manufacturing PMI® registered 60.6 percent. The New Orders Index registered 66 percent, decreasing 1 percentage point from the May reading of 67 percent. The Production Index registered 60.8 percent, an increase of 2.3 percentage points compared to the May reading of 58.5 percent. The Prices Index registered 92.1 percent, up 4.1 percentage points compared to the May figure of 88 percent and the index's highest reading since July 1979 (93.1 percent). The Backlog of Orders Index registered 64.5 percent, 6.1 percentage points lower than the May reading of 70.6 percent. The Employment Index registered 49.9 percent; 1 percentage point lower compared to the May reading of 50.9 percent. The Supplier Deliveries Index registered 75.1 percent, down 3.7 percentage points from the May figure of 78.8 percent.

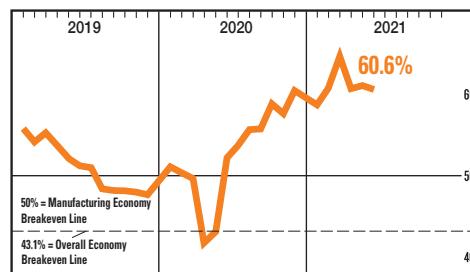
Seventeen of 18 manufacturing industries reported growth in June, in the following order: Furniture & Related Products; Machinery; Electrical Equipment, Appliances & Components; Computer & Electronic Products; Plastics & Rubber Products; Chemical Products; Fabricated Metal Products; Transportation Equipment; Miscellaneous Manufacturing†; Nonmetallic Mineral Products; Textile Mills; Primary Metals; Food, Beverage & Tobacco Products; Paper Products; Printing & Related Support Activities; Wood Products; and Petroleum & Coal Products. **ISM**

†**Miscellaneous Manufacturing** (products such as medical equipment and supplies, jewelry, sporting goods, toys and office supplies).



MANUFACTURING PMI® at 60.6%

Manufacturing grew in June, as the Manufacturing PMI® registered 60.6 percent, 0.6 percentage point lower than the May reading of 61.2 percent. The Manufacturing PMI® continued to indicate strong sector expansion and U.S. economic growth in June. Four out of five subindexes that directly factor into the Manufacturing PMI® were in growth territory. The New Orders and Production indexes continued to expand at strong levels.



Manufacturing at a Glance

INDEX	Jun Index	May Index	% Point Change	Direction	Rate of Change	Trend* (months)
Manufacturing PMI®	60.6	61.2	-0.6	Growing	Slower	13
New Orders	66.0	67.0	-1.0	Growing	Slower	13
Production	60.8	58.5	+2.3	Growing	Faster	13
Employment	49.9	50.9	-1.0	Contracting	From Growing	1
Supplier Deliveries	75.1	78.8	-3.7	Slowing	Slower	64
Inventories	51.1	50.8	+0.3	Growing	Faster	2
Customers' Inventories	30.8	28.0	+2.8	Too Low	Slower	57
Prices	92.1	88.0	+4.1	Increasing	Faster	13
Backlog of Orders	64.5	70.6	-6.1	Growing	Slower	12
New Export Orders	56.2	55.4	+0.8	Growing	Faster	12
Imports	61.0	54.0	+7.0	Growing	Faster	12
Overall Economy				Growing	Slower	13
Manufacturing Sector				Growing	Slower	13

*Number of months moving in current direction. Manufacturing ISM® *Report On Business*® data is seasonally adjusted for the New Orders, Production, Employment and Inventories indexes.

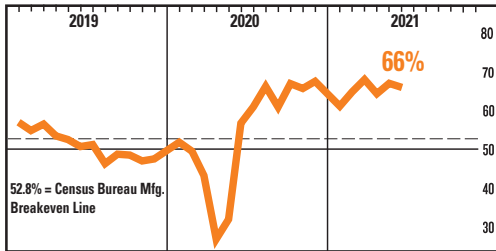


Commodities Reported

Note: The number of consecutive months the commodity is listed is indicated after each item.

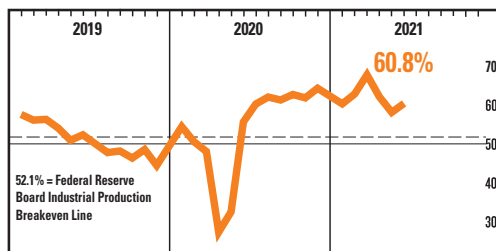
Commodities Up in Price: Acrylonitrile Butadiene Styrene (ABS); Aluminum (13); Aluminum Products (3); Brass (2); Caustic Soda; Coatings (3); Copper (13); Copper Products (4); Copper Wire; Corn (2); Corrugate (9); Corrugated Packaging (8); Crude Oil; Diesel Fuel (6); Electric Motors; Electrical Components (7); Electronic Assemblies; Electronic Components (7); Epoxy Resin (2); Foam Products (4); Freight (8); High-Density Polyethylene (HDPE) (6); Labor — Temporary (2); Lubricants (3); Lumber (12); Maintenance Repair Operations (MRO) Items; Ocean Freight (7); Packaging Supplies (7); Paper (2); Plastic Resins (10); Polyethylene (5); Polypropylene (12); Polyvinyl Chloride (PVC) Products; Precious Metals (3); Resin-Based Products (5); Rubber Products (5); Semiconductors (5); Soybean Products (9); Steel (11); Steel — Carbon (7); Steel — Cold Rolled (10); Steel — Galvanized (2); Steel — Hot Rolled (10); Steel — Plate; Steel — Scrap (2); Steel — Sheet; Steel — Stainless (8); Steel Products (10); Wood; Wood Pallets (7); and Wood Products.

Note: To view the full list, visit the ISM website at ismworld.org.



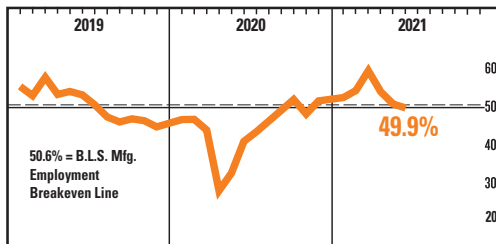
New Orders

ISM's New Orders Index registered 66 percent. Of the 18 manufacturing industries, the 15 that reported growth in new orders in June — in the following order — are: Furniture & Related Products; Printing & Related Support Activities; Transportation Equipment; Miscellaneous Manufacturing[‡]; Nonmetallic Mineral Products; Electrical Equipment, Appliances & Components; Machinery; Chemical Products; Computer & Electronic Products; Fabricated Metal Products; Paper Products; Plastics & Rubber Products; Petroleum & Coal Products; Primary Metals; and Food, Beverage & Tobacco Products.



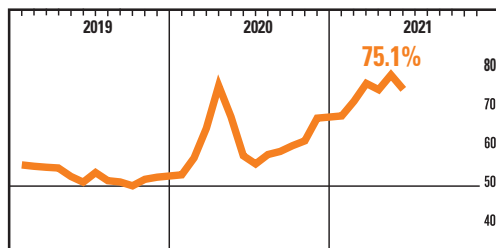
Production

The Production Index registered 60.8 percent. The 14 industries reporting growth in production during the month of June — listed in order — are: Petroleum & Coal Products; Electrical Equipment, Appliances & Components; Nonmetallic Mineral Products; Machinery; Chemical Products; Primary Metals; Wood Products; Computer & Electronic Products; Furniture & Related Products; Fabricated Metal Products; Plastics & Rubber Products; Transportation Equipment; Miscellaneous Manufacturing[‡]; and Food, Beverage & Tobacco Products.



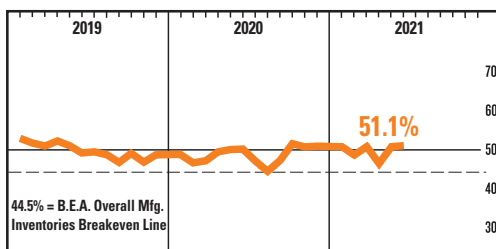
Employment

ISM's Employment Index registered 49.9 percent. Of the 18 manufacturing industries, the 10 industries reporting employment growth in June — in the following order — are: Electrical Equipment, Appliances & Components; Plastics & Rubber Products; Furniture & Related Products; Miscellaneous Manufacturing[‡]; Fabricated Metal Products; Machinery; Chemical Products; Primary Metals; Computer & Electronic Products; and Transportation Equipment.



Supplier Deliveries

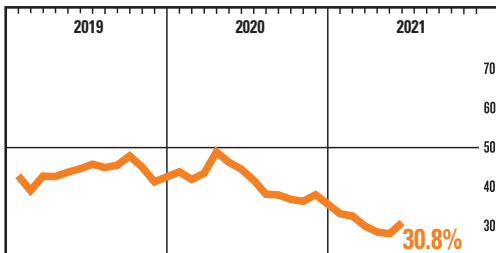
The delivery performance of suppliers to manufacturing organizations was slower in June, as the Supplier Deliveries Index registered 75.1 percent. Of the 18 industries, 17 reported slower supplier deliveries in June, listed in the following order: Apparel, Leather & Allied Products; Furniture & Related Products; Computer & Electronic Products; Machinery; Food, Beverage & Tobacco Products; Plastics & Rubber Products; Textile Mills; Nonmetallic Mineral Products; Transportation Equipment; Miscellaneous Manufacturing[‡]; Paper Products; Printing & Related Support Activities; Electrical Equipment, Appliances & Components; Chemical Products; Fabricated Metal Products; Primary Metals; and Wood Products.



Inventories

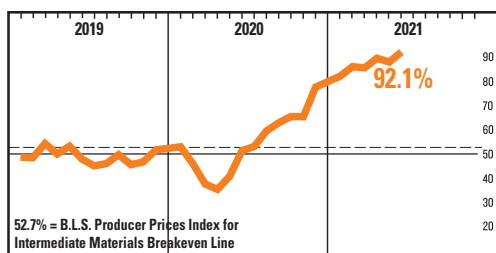
The Inventories Index registered 51.1 percent. The eight industries reporting higher inventories in June — in the following order — are: Textile Mills; Printing & Related Support Activities; Furniture & Related Products; Fabricated Metal Products; Machinery; Chemical Products; Transportation Equipment; and Food, Beverage & Tobacco Products.

[‡]Miscellaneous Manufacturing (products such as medical equipment and supplies, jewelry, sporting goods, toys and office supplies).



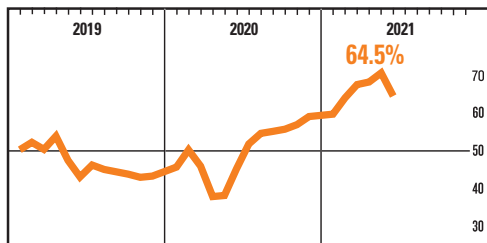
Customers' Inventories

ISM's Customers' Inventories Index registered 30.8 percent. None of the 18 industries reported higher customers' inventories in June. The 15 industries reporting customers' inventories as too low during June — listed in order — are: Wood Products; Apparel, Leather & Allied Products; Primary Metals; Machinery; Paper Products; Fabricated Metal Products; Transportation Equipment; Nonmetallic Mineral Products; Miscellaneous Manufacturing[‡]; Computer & Electronic Products; Plastics & Rubber Products; Chemical Products; Electrical Equipment, Appliances & Components; Furniture & Related Products; and Food, Beverage & Tobacco Products.



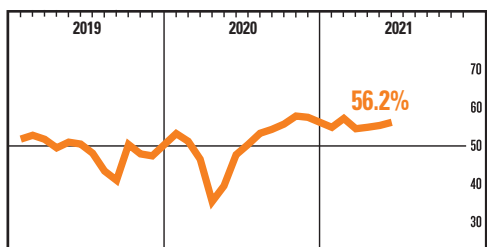
Prices

The ISM Prices Index registered 92.1 percent. In June, all 18 industries reported paying increased prices for raw materials, in the following order: Apparel, Leather & Allied Products; Petroleum & Coal Products; Textile Mills; Printing & Related Support Activities; Primary Metals; Nonmetallic Mineral Products; Electrical Equipment, Appliances & Components; Furniture & Related Products; Plastics & Rubber Products; Fabricated Metal Products; Machinery; Paper Products; Miscellaneous Manufacturing[‡]; Food, Beverage & Tobacco Products; Transportation Equipment; Computer & Electronic Products; Chemical Products; and Wood Products.



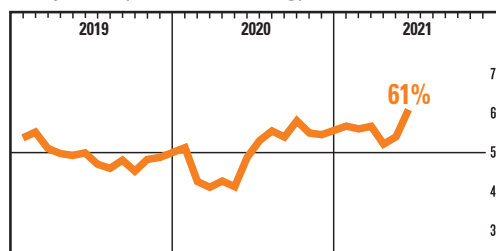
Backlog of Orders

ISM's Backlog of Orders Index registered 64.5 percent. The 12 industries reporting growth in order backlogs in June, in the following order, are: Furniture & Related Products; Nonmetallic Mineral Products; Electrical Equipment, Appliances & Components; Machinery; Transportation Equipment; Fabricated Metal Products; Paper Products; Primary Metals; Miscellaneous Manufacturing[‡]; Plastics & Rubber Products; Computer & Electronic Products; and Chemical Products.



New Export Orders

ISM's New Export Orders Index registered 56.2 percent. The nine industries reporting growth in new export orders in June — in the following order — are: Paper Products; Miscellaneous Manufacturing[‡]; Electrical Equipment, Appliances & Components; Fabricated Metal Products; Chemical Products; Machinery; Transportation Equipment; Food, Beverage & Tobacco Products; and Computer & Electronic Products.



Imports

ISM's Imports Index registered 61 percent. The 11 industries reporting growth in imports in June — in the following order — are: Petroleum & Coal Products; Chemical Products; Primary Metals; Textile Mills; Transportation Equipment; Fabricated Metal Products; Miscellaneous Manufacturing[‡]; Electrical Equipment, Appliances & Components; Food, Beverage & Tobacco Products; Computer & Electronic Products; and Machinery.

[‡]Miscellaneous Manufacturing (products such as medical equipment and supplies, jewelry, sporting goods, toys and office supplies).